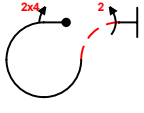
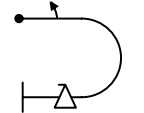
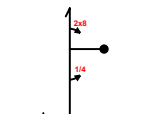
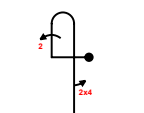
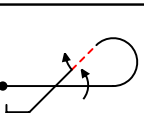
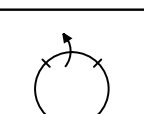
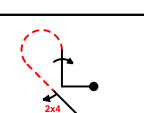
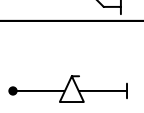
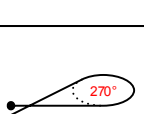



| UNKNOWN SCORESHEET | | | | | | |
|--------------------|---|--------------------------------|---------------|-----------|-------|---------|
| A | Contest: | | Date: | Category: | | |
| | International UNK | | 5-11-19 | Sportsman | | |
| No | Symbol | Catalogue No. | K | Total K | Score | Remarks |
| 1 |  | 7.4.9.3 9.4.3.2 9.2.3.4 | 11 5 9 | 25 | | |
| 2 |  | 7.2.3.3 9.1.3.2 9.9.3.4 | 6 4 11 | 21 | | |
| 3 |  | 5.1.1 9.1.5.1 9.8.1.1 | 17 2 7 | 26 | | |
| 4 |  | 8.1.1 9.2.1.4 9.4.5.2 | 13 13 5 | 31 | | |
| 5 |  | 8.42.1 9.1.4.2 9.1.3.4 | 10 4 8 | 22 | | |
| 6 |  | 7.5.1 9.1.3.4 | 10 8 | 18 | | |
| 7 |  | 8.5.20.1 9.1.1.4 9.4.4.2 | 16 12 5 | 33 | | |
| 8 |  | 1.1.1 9.9.3.4 | 2 11 | 13 | | |
| 9 |  | 2.1.3 | 5 | 5 | | |
| 10 |  | 1.17.1 9.1.4.4 9.1.1.3 | 14 8 10 | 32 | | |
| 11 | | | | | | |
| 12 | | | | | | |



| Item | Score |
|-------|-------|
| Sound | |

| Item | Yes/No |
|-------------|--------|
| Pilot/Panel | |

| Item | Score |
|-------------------|-------|
| Air Space Control | |

TOTAL K = **226**

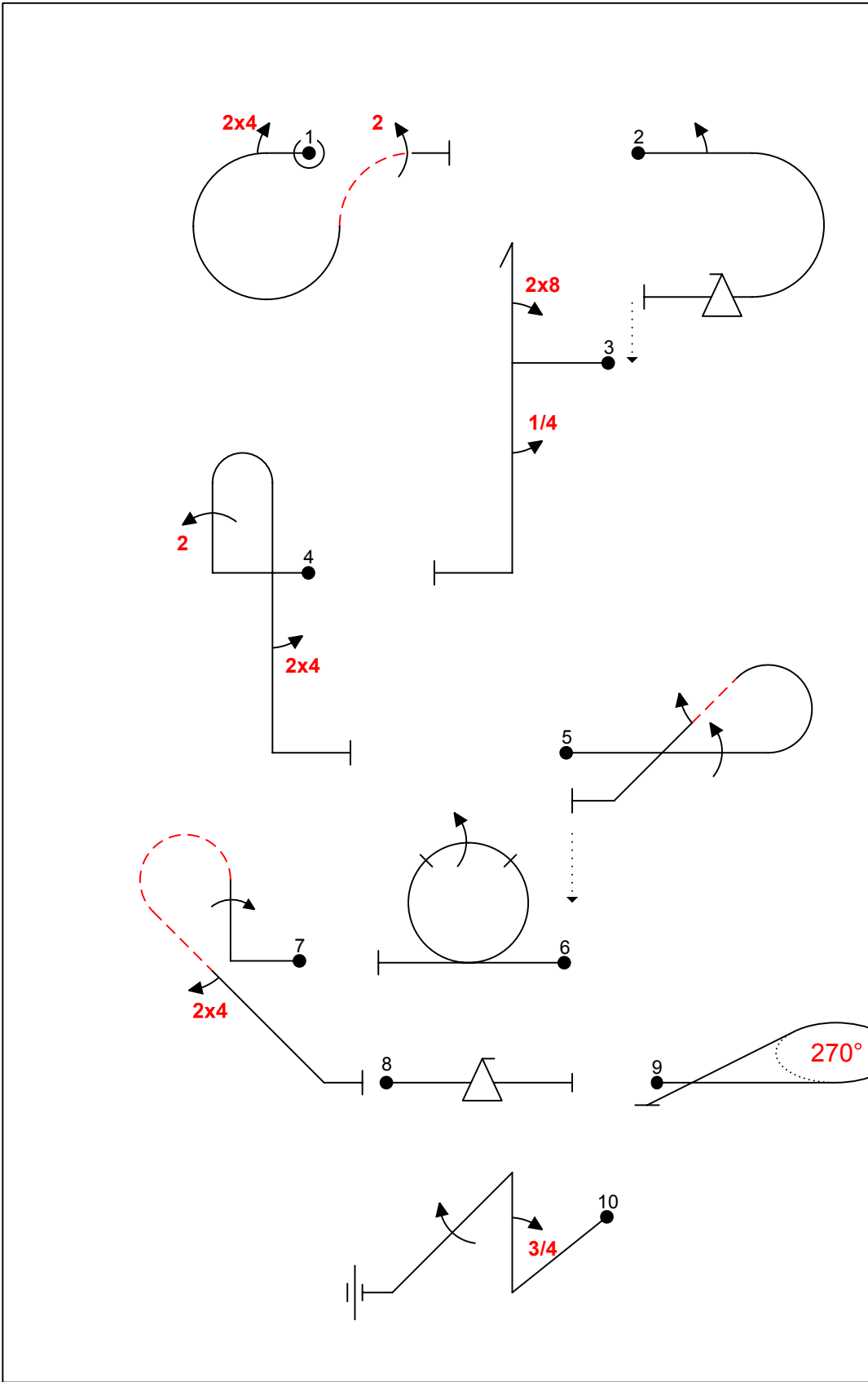
pilot

A/C Type

| | | |
|----------------------|-----------------------------------|--|
| B | Contest: International UNK | |
| Date: 5-11-19 | Program: Sportsman UNKNOWN | |



wind direction



| | | | |
|--------|--------------------------------|---------------|----|
| Fig 1 | 7.4.9.3 9.4.3.2 9.2.3.4 | 11 5 9 | 25 |
| Fig 2 | 7.2.3.3 9.1.3.2 9.9.3.4 | 6 4 11 | 21 |
| Fig 3 | 5.2.1.1 9.1.5.1 9.8.1.1 | 17 2 7 | 26 |
| Fig 4 | 8.4.1.1 9.2.1.4 9.4.5.2 | 13 13 5 | 31 |
| Fig 5 | 8.5.6.1 9.1.4.2 9.1.3.4 | 10 4 8 | 22 |
| Fig 6 | 7.4.1.1 9.1.3.4 | 10 8 | 18 |
| Fig 7 | 8.5.20.1 9.1.1.4 9.4.4.2 | 16 12 5 | 33 |
| Fig 8 | 1.1.1.1 9.9.3.4 | 2 11 | 13 |
| Fig 9 | 2.3.1.1 | 5 | 5 |
| Fig 10 | 1.2.6.1 9.1.4.4 9.1.1.3 | 14 8 10 | 32 |

Total K = 226

CContest: **International UNK**Date: **5-11-19**Program: **Sportsman UNKNOWN**

wind direction

| | | | |
|----------------------|--------------------------------|---------------|----|
| Fig 1 | 7.4.9.3 9.4.3.2 9.2.3.4 | 11 5 9 | 25 |
| Fig 2 | 7.2.3.3 9.1.3.2 9.9.3.4 | 6 4 11 | 21 |
| Fig 3 | 5.2.1.1 9.1.5.1 9.8.1.1 | 17 2 7 | 26 |
| Fig 4 | 8.4.1.1 9.2.1.4 9.4.5.2 | 13 13 5 | 31 |
| Fig 5 | 8.5.6.1 9.1.4.2 9.1.3.4 | 10 4 8 | 22 |
| Fig 6 | 7.4.1.1 9.1.3.4 | 10 8 | 18 |
| Fig 7 | 8.5.20.1 9.1.1.4 9.4.4.2 | 16 12 5 | 33 |
| Fig 8 | 1.1.1.1 9.9.3.4 | 2 11 | 13 |
| Fig 9 | 2.3.1.1 | 5 | 5 |
| Fig 10 | 1.2.6.1 9.1.4.4 9.1.1.3 | 14 8 10 | 32 |
| Total K = 226 | | | |

